












## Student Choice Board for Demonstrating Understanding

<p style="text-align: center;"><b>Movie</b></p> <p>Make a movie to show what you have learned</p> 	<p style="text-align: center;"><b>Game</b></p> <p>Create a game about what you have learned</p>  <p style="text-align: center;">Create free interactive games for your classroom</p>	<p style="text-align: center;"><b>Music</b></p> <p>Write a rap or song and record it to share what you have learned</p> 	<p style="text-align: center;"><b>Slideshow</b></p> <p>Create a slideshow to show what you have learned</p> 
<p style="text-align: center;"><b>Pictures</b></p> <p>Create a picture to show your understanding of the material</p> 	<p style="text-align: center;"><b>FlipGrid</b></p> <p>Collaborate with others in a discussion to show what you have learned</p> 	<p style="text-align: center;"><b>Quiz</b></p> <p>Create a quiz to show what you learned</p> 	<p style="text-align: center;"><b>Code</b></p> <p>Code a program to share your learning</p> 
<p style="text-align: center;"><b>Podcast</b></p> <p>Create a podcast to share your learning</p> 	<p style="text-align: center;"><b>News/Blog</b></p> <p>Create a newspaper or magazine</p> 	<p style="text-align: center;"><b>Minecraft</b></p> <p>Build a minecraft world to demonstrate your understanding</p> 	<p style="text-align: center;"><b>Offline</b></p> <p>Make a poster Write a story Make a book Make a foldable Do a MAKER project Make a Lego model Paint a picture Make a board game</p>